

1x3 T-Type Mechanical Optical Switch

GEZHI Series 1x3 T Type fiber optic switch connects optical channels by directing or blocking an incoming optical signal into the output fiber. This is achieved using a patent pending opto-mechanical configuration and activated via an electrical control signal. A latching version preserves the selected optical path after the drive signal has been removed, while the non-latching versions default to either the open or closed state when power is removed. The switch has integrated electrical position sensors. The new material based advanced design significantly reduces moving part position sensitivity, offering unprecedented high stability as well as unmatched low cost.

Features

- Unmatched Low Cost
- Low Optical Distortions
- High Isolation
- High Reliability
- Epoxy-Free Optical Path

Application

- Channel Blocking
- Configurable Add/Drop
- System Monitoring
- Instrumentation

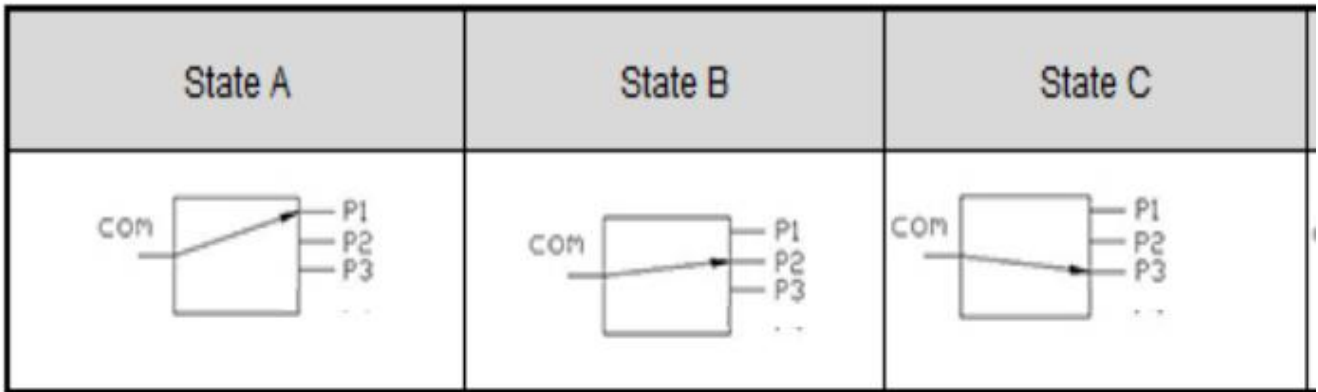
Performance

1x3 T Type Switch	Unit	Typical
Operation Wavelength	nm	850nm or 1310/1490/1550nm
Insertion Loss ¹	dB	<0.8
Wavelength Dependent Loss	dB	<0.2
Polarization Dependent Loss	dB	<0.2
Return Loss	dB	SM: >55 MM:>40
Cross Talk	dB	SM: >55 MM:>40
Switching Time	ms	Typical: 4 Max:10
Repeatability	dB	<±0.02
Durability	Cycles	>10 Million
Switching Type		Latching / Non-Latching
Optical Power Handling	mW	<500mW
Operating Voltage	VDC	3V or 5V
Operating Temperature	°C	-5~+70
Storage Temperature	°C	-40~+85
Fiber Type	/	SM/MM Fiber
Package Dimension	mm	27L x 23W x 8.2H

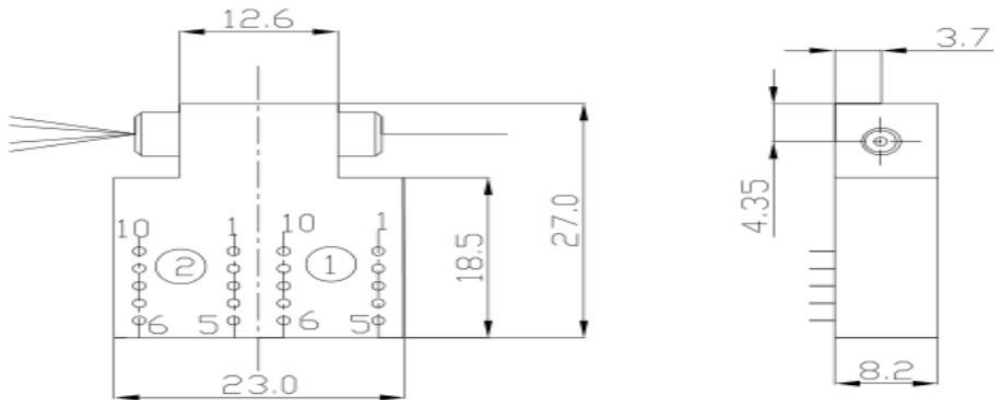
Electrical Driving

Type	State	Optical Route	Electric Drive								Status Sensor							
			Relay 1 (Pin)				Relay 2 (Pin)				Relay 1 (Pin)				Relay 2 (Pin)			
			1	5	6	10	1	5	6	10	2-3	3-4	7-8	8-9	2-3	3-4	7-8	8-9
1x3 Latching	A	COM-P1 Black	-	-	GND	V+	V+	GND	-	-	close	open	open	close	open	close	close	open
	B	COM-P2 Red	V+	GND	-	-	-	-	GND	V+	open	close	close	open	close	open	open	close
	C	COM-P3 Blue	-	-	GND	V+	-	-	GND	V+	close	open	open	close	close	open	open	close
Non-Latching	A	COM-P1 Black	-	-	-	-	V+	-	-	GND	close	open	open	close	open	close	close	open
	B	COM-P2 Red	V+	-	-	GND	-	-	-	-	open	close	close	open	close	open	open	close
	C	COM-P3 Blue	-	-	-	-	-	-	-	-	close	open	open	close	close	open	open	close


Route State



Dimension



Picture



Ordering Information

Type	Wavelength	Control Model	Volatage	Fiber Type	Fiber Diameter	Fiber Length	Connector
13T=1x3	1=1060nm 2=850nm 3=1310 4=1550 35=1310&1550 345=1310/1490/1550nm B=1260~1620 X=Special	L=Latching N=Non-Latching	3=3V 5=5V	1=SMF-28 X=Special	25=250um 90=900um X=Others	1=0.5m 2=1m 3=1.5m X=Others	0=None 1=FC/UPC 2=FC/APC 3=SC/UPC 4=SC/APC 5=ST/UPC 6=ST/APC 7=LC/UPC 8=LC/APC